


QUARTERLY REPORT OF REVENUE AND OTHER RECEIPTS

As at the Quarter Ending December 31, 2023

Department : Department of Labor and Employment (DOLE)  
 Agency : Technical Education and Skills Development Authority  
 Operating Unit : Central Office  
 Organization Code : 16 009 0100000  
 Fund Cluster : 01 - Regular Agency Fund

| Classification/Sources of Revenue and Other Receipts      | UACS CODE  | REVENUE TARGET (Annual) per BESF | Actual Revenue and Other Receipts Collections |                            |                             |                            |                     | Total               | Cumulative Remittance/Deposits to Date |                     |                     | Variance     |    | Remarks |
|---|------------|----------------------------------|---|----------------------------|-----------------------------|----------------------------|---------------------|---------------------|--|---------------------|---------------------|--------------|----|---------|
|   |            |                                  | 1st Quarter Ending March 31                   | 2nd Quarter Ending June 30 | 3rd Quarter Ending Sept. 30 | 4th Quarter Ending Dec. 31 | 8=[6+(-)7]-8+9]     |                     | Remittance to BTr                      | Deposited with AGDB | TOTAL               | Amount       | %  |         |
| 1   | 2          | 3                                | 4   | 5                          | 6                           | 7                          | 8                   | 9                   | 10                                     | 11=(9+10)           | 12=(8-3)            | 13=(12/3)    | 14 |         |
| Regular Agency Fund                                       |            | 227,000.00                       | 2,672,838.68                                  | 1,151,354.14               | 868,935.65                  | 1,916,353.71               | 6,609,482.18        | 6,609,482.18        | -                                      | 6,609,482.18        | 6,382,482.18        | 2812%        |    |         |
| Non-Revenue Collections/Other Receipts                    |            | 227,000.00                       | 2,672,838.68                                  | 1,151,354.14               | 868,935.65                  | 1,916,353.71               | 6,609,482.18        | 6,609,482.18        | -                                      | 6,609,482.18        | 6,382,482.18        | 2812%        |    |         |
| Cash Receipts   |            | 227,000.00                       | 2,672,838.68                                  | 1,151,354.14               | 868,935.65                  | 1,916,353.71               | 6,609,482.18        | 6,609,482.18        | -                                      | 6,609,482.18        | 6,382,482.18        | 2812%        |    |         |
| Not Applicable  |            | 227,000.00                       | 2,672,838.68                                  | 1,151,354.14               | 868,935.65                  | 1,916,353.71               | 6,609,482.18        | 6,609,482.18        | -                                      | 6,609,482.18        | 6,382,482.18        | 2812%        |    |         |
| Petty Cash  | 1010102000 | -                                | 306,438.55                                    | -                          | -                           | -                          | 306,438.55          | 306,438.55          | -                                      | 306,438.55          | 306,438.55          | 0%           |    |         |
| Accounts Receivable                                       | 1030101000 | -                                | 880,812.19                                    | 816,536.96                 | 642,807.05                  | 544,855.86                 | 2,865,312.06        | 2,865,312.06        | -                                      | 2,865,312.06        | 2,855,312.06        | 0%           |    |         |
| Due from Officers and Employees                           | 1030502000 | -                                | 100,409.98                                    | -                          | -                           | -                          | 100,409.98          | 100,409.98          | -                                      | 100,409.98          | 100,409.98          | 0%           |    |         |
| Other Receivables   | 1030599000 | -                                | 12,300.00                                     | 15,253.00                  | -                           | -                          | 27,553.00           | 27,553.00           | -                                      | 27,553.00           | 27,553.00           | 0%           |    |         |
| Advances for Special Disbursing Officer                   | 1990103000 | -                                | 440,184.69                                    | 48,690.58                  | 18,916.51                   | 372,683.95                 | 880,475.73          | 880,475.73          | -                                      | 880,475.73          | 830,475.73          | 0%           |    |         |
| Advances to Officers and Employees                        | 1990104000 | -                                | 806,633.14                                    | 119,965.68                 | 97,729.61                   | 11,370.50                  | 1,035,698.93        | 1,035,698.93        | -                                      | 1,035,698.93        | 1,035,698.93        | 0%           |    |         |
| Due to Other Funds  | 2030105000 | -                                | 81,032.00                                     | -                          | -                           | -                          | 81,032.00           | 81,032.00           | -                                      | 81,032.00           | 81,032.00           | 0%           |    |         |
| Government Equity   | 3010101000 | -                                | 4,063.36                                      | 40,140.58                  | 25,428.08                   | 429,297.18                 | 498,929.20          | 498,929.20          | -                                      | 498,929.20          | 498,929.20          | 0%           |    |         |
| Income from Hostels/Dormitories and other Like facilities | 4020213000 | 227,000.00                       | 42,840.00                                     | 66,460.00                  | 54,760.00                   | -                          | 164,060.00          | 164,060.00          | -                                      | 164,060.00          | (2,940.00)          | -28%         |    |         |
| Miscellaneous Income                                      | 4060999000 | -                                | -   | 6,072.96                   | 3,334.40                    | 533,188.00                 | 542,595.36          | 542,595.36          | -                                      | 542,595.36          | 542,595.36          | 0%           |    |         |
| Basic Salary - Civilian                                   | 5010101001 | -                                | 16,579.32                                     | 10,224.84                  | 23,960.00                   | 22,264.57                  | 73,028.73           | 73,028.73           | -                                      | 73,028.73           | 73,028.73           | 0%           |    |         |
| PERA - Civilian   | 5010201001 | -                                | -   | 181.82                     | 2,000.00                    | 2,636.36                   | 4,818.18            | 4,818.18            | -                                      | 4,818.18            | 4,818.18            | 0%           |    |         |
| Representation Allowance (RA)                             | 5010202000 | -                                | -   | 10,000.00                  | -                           | -                          | 10,000.00           | 10,000.00           | -                                      | 10,000.00           | 10,000.00           | 0%           |    |         |
| Transportation Allowance (TA)                             | 5010203001 | -                                | -   | 10,000.00                  | -                           | -                          | 10,000.00           | 10,000.00           | -                                      | 10,000.00           | 10,000.00           | 0%           |    |         |
| Traveling Expenses - Local                                | 5020101000 | -                                | 1,545.45                                      | 7,527.72                   | -                           | -                          | 9,073.17            | 9,073.17            | -                                      | 9,073.17            | 9,073.17            | 0%           |    |         |
| Landline  | 5020502002 | -                                | -   | -                          | -                           | 57.29                      | 57.29               | 57.29               | -                                      | 57.29               | 57.29               | 0%           |    |         |
| <b>TOTAL</b>  |            | <b>227,000.00</b>                | <b>2,672,838.68</b>                           | <b>1,151,354.14</b>        | <b>868,935.65</b>           | <b>1,916,353.71</b>        | <b>6,609,482.18</b> | <b>6,609,482.18</b> | <b>-</b>                               | <b>6,609,482.18</b> | <b>6,382,482.18</b> | <b>2812%</b> |    |         |


Certified Correct:


  
**GARRIEL M. SAUGON**  
 Chief Accountant  
 Date: \_\_\_\_\_

Recommending Approval:

  
**SAMAB B. DIBANSA**  
 Officer-in-Charge, FMS  
 Date: FMS-2024

Approved By:

  
**SUHARTO T. MANGUDADATU, Ph.D.**  
 The Secretary/Director General, TESDA  
 Date: FMS 2024



COMMISSION ON AUDIT  
 RECEIVED BY: May  
 DATE: 1-25-24  
 TIME: 3:29

QUARTERLY REPORT OF REVENUE AND OTHER RECEIPTS

As at the Quarter Ending December 31, 2023

Department : Department of Labor and Employment (DOLE)  
 Agency : Technical Education and Skills Development Authority  
 Operating Unit : Central Office  
 Organization Code : 16 009 0100000  
 Fund Cluster : 06 - Business Related Funds

| Classification/Sources of Revenue and Other Receipts      | UACS CODE  | REVENUE TARGET (Annual) per BESF | Actual Revenue and Other Receipts Collections |                            |                             |                            |                      | Cumulative Remittance/Deposits to Date |                      |                      | Variance            |            | Remarks  |
|---|------------|----------------------------------|---|----------------------------|-----------------------------|----------------------------|----------------------|--|----------------------|----------------------|---------------------|------------|--|
|   |            |                                  | 1st Quarter Ending March 31                   | 2nd Quarter Ending June 30 | 3rd Quarter Ending Sept. 30 | 4th Quarter Ending Dec. 31 | Total                | Remittance to BTr                      | Deposited with AGDB  | TOTAL                | Amount              | %          |  |
| 1   | 2          | 3                                | 4   | 5                          | 6                           | 7                          | 8=[(6+(-)7)-8+9]     | 9                                      | 10                   | 11=(9+10)            | 12=(8-3)            | 13=(12/3)  | 14   |
| Business Related Funds                                    |            | 24,122,000.00                    | 8,881,710.27                                  | 7,358,584.77               | 6,201,902.90                | 6,524,969.35               | 28,967,167.29        | -                                      | 28,967,167.29        | 28,967,167.29        | 4,845,167.29        | 20%        |  |
| Non-Revenue Collections/Other Receipts                    |            | 24,122,000.00                    | 8,881,710.27                                  | 7,358,584.77               | 6,201,902.90                | 6,524,969.35               | 28,967,167.29        | -                                      | 28,967,167.29        | 28,967,167.29        | 4,845,167.29        | 20%        |  |
| Cash Receipts   |            | 24,122,000.00                    | 8,881,710.27                                  | 7,358,584.77               | 6,201,902.90                | 6,524,969.35               | 28,967,167.29        | -                                      | 28,967,167.29        | 28,967,167.29        | 4,845,167.29        | 20%        |  |
| Not Applicable  |            | 24,122,000.00                    | 8,881,710.27                                  | 7,358,584.77               | 6,201,902.90                | 6,524,969.35               | 28,967,167.29        | -                                      | 28,967,167.29        | 28,967,167.29        | 4,845,167.29        | 20%        |  |
| Petty Cash  | 1010102000 | -                                | 15,000.00                                     | 35,000.00                  | -                           | -                          | 50,000.00            | -                                      | 50,000.00            | 50,000.00            | 50,000.00           |            |  |
| Accounts Receivable                                       | 1030101000 | -                                | 3,423,000.00                                  | 2,642,620.00               | 3,659,170.00                | 1,925,600.00               | 11,650,390.00        | -                                      | 11,650,390.00        | 11,650,390.00        | 11,650,390.00       |            |  |
| Due to NGAs   | 1020105000 | -                                | -   | 1,780.00                   | -                           | -                          | 1,780.00             | -                                      | 1,780.00             | 1,780.00             | 1,780.00            |            |  |
| Other Service Income                                      | 4020199099 | 12,120,000.00                    | 3,122,452.60                                  | 2,287,254.02               | 7,814.00                    | 2,316,167.82               | 7,733,688.44         | -                                      | 7,733,688.44         | 7,733,688.44         | (4,386,311.56)      | -36%       | TESDA Development Fund- 973.50 Saring Sikap Program- 7,732,714.94    |
| Rent/Lease Income   | 4020205000 | -                                | 4,500.00                                      | 5,900.00                   | 38,150.00                   | 27,959.00                  | 76,509.00            | -                                      | 76,509.00            | 76,509.00            | 76,509.00           |            |  |
| Income from Hostels/Dormitories and other Like facilities | 4020213000 | 2,919,000.00                     | 850,670.00                                    | 853,529.00                 | 1,048,303.00                | 1,216,934.00               | 3,969,436.00         | -                                      | 3,969,436.00         | 3,969,436.00         | 1,050,436.00        | 36%        |  |
| Interest on NG Deposits                                   | 4020221001 | 8,332,000.00                     | 1,402,515.67                                  | 1,483,601.75               | 1,402,593.90                | 976,815.12                 | 5,265,526.44         | -                                      | 5,265,526.44         | 5,265,526.44         | (3,066,473.56)      | -37%       | TESDA Development Fund- 5,250,420.29 Saring Sikap Program- 12,069.06 |
| Other Business Income                                     | 4020299099 | 751,000.00                       | 63,450.00                                     | 48,900.00                  | 35,450.00                   | 25,700.00                  | 173,500.00           | -                                      | 173,500.00           | 173,500.00           | (577,500.00)        | -77%       |  |
| Miscellaneous income                                      | 4060999000 | -                                | 122.00  | -                          | 10,422.00                   | 35,793.41                  | 46,337.41            | -                                      | 46,337.41            | 46,337.41            | 46,337.41           |            |  |
| <b>TOTAL</b>  |            | <b>24,122,000.00</b>             | <b>8,881,710.27</b>                           | <b>7,358,584.77</b>        | <b>6,201,902.90</b>         | <b>6,524,969.35</b>        | <b>28,967,167.29</b> | <b>-</b>                               | <b>28,967,167.29</b> | <b>28,967,167.29</b> | <b>4,845,167.29</b> | <b>20%</b> |  |


Certified Correct:


Recommending Approval:

Approved By:

  
**GARRIEL M. SAUGON**  
 Chief Accountant  
 Date: \_\_\_\_\_

  
**SAMAD B. DIBANSA**  
 Officer-in-Charge, FMS  
 Date: FMS-2024

  
**SUHARTO T. MANGUDATU, Ph.D.**  
 The Secretary/Director General, TESDA  
 Date: FMS-2024




COMMISSION ON AUDIT  
 RECEIVED BY: May  
 DATE: 1-25-24  
 TIME: 3:29

QUARTERLY REPORT OF REVENUE AND OTHER RECEIPTS  
As at the Quarter Ending December 31 2023


Department : Department of Labor and Employment (DOLE)  
Agency : Technical Education and Skills Development Authority  
Operating Unit : Central Office  
Organization Code : 16 009 0100000  
Fund Cluster : 07 - Trust Receipts

| Classification/Sources of Revenue and Other Receipts | UACS CODE | REVENUE TARGET (Annual) per BESF | Actual Revenue and Other Receipts Collections |                            |                             |                            |                       | Cumulative Remittance/Deposits to Date |                       |                       | Variance              |            | Remarks |
|--|-----------|----------------------------------|---|----------------------------|-----------------------------|----------------------------|-----------------------|--|-----------------------|-----------------------|-----------------------|------------|---------|
|  |           |                                  | 1st Quarter Ending March 31                   | 2nd Quarter Ending June 30 | 3rd Quarter Ending Sept. 30 | 4th Quarter Ending Dec. 31 | Total                 | Remittance to BTr                      | Deposited with AGDB   | TOTAL                 | Amount                | %          |         |
| 1  | 2         | 3                                | 4   | 5                          | 6                           | 7                          | 8=[(6+(-7)-8)+9]      | 9                                      | 10                    | 11=(9+10)             | 12=(8-3)              | 13=(12/3)  | 14      |
| Trust Receipts                                       |           | -                                | 40,237,696.72                                 | 24,431,896.64              | 2,078,019.60                | 307,375,532.32             | 374,123,145.28        | -                                      | 374,123,145.28        | 374,123,145.28        | 374,123,145.28        | 0 %        |         |
| Trust Receipts Deposited with Authorized             |           | -                                | 40,237,696.72                                 | 24,431,896.64              | 2,078,019.60                | 307,375,532.32             | 374,123,145.28        | -                                      | 374,123,145.28        | 374,123,145.28        | 374,123,145.28        | 0 %        |         |
| Due from Regional Offices                            |           | -                                | 40,237,696.72                                 | 23,319,886.52              | -                           | -                          | 63,557,583.24         | -                                      | 63,557,583.24         | 63,557,583.24         | 63,557,583.24         | 0 %        |         |
| Due from Other Funds                                 |           | -                                | -   | 17,620.00                  | -                           | -                          | 17,620.00             | -                                      | 17,620.00             | 17,620.00             | 17,620.00             | 0 %        |         |
| Due to NGA   |           | -                                | -   | -                          | -                           | 302,366,859.40             | 302,366,859.40        | -                                      | 302,366,859.40        | 302,366,859.40        | 302,366,859.40        | 0 %        |         |
| Trust Liabilities                                    |           | -                                | -   | 574,390.12                 | 186,913.00                  | 4,535,172.92               | 5,296,476.04          | -                                      | 5,296,476.04          | 5,296,476.04          | 5,296,476.04          | 0 %        |         |
| Other Service Income                                 |           | -                                | -   | 520,000.00                 | 1,891,105.60                | 365,500.00                 | 2,776,606.60          | -                                      | 2,776,606.60          | 2,776,606.60          | 2,776,606.60          | 0 %        |         |
| Guaranty/Security Deposits Payable                   |           | -                                | -   | -                          | -                           | 108,000.00                 | 108,000.00            | -                                      | 108,000.00            | 108,000.00            | 108,000.00            | 0 %        |         |
| <b>TOTAL</b>   |           | -                                | <b>40,237,696.72</b>                          | <b>24,431,896.64</b>       | <b>2,078,019.60</b>         | <b>307,375,532.32</b>      | <b>374,123,145.28</b> | -                                      | <b>374,123,145.28</b> | <b>374,015,145.28</b> | <b>374,123,145.28</b> | <b>0 %</b> |         |


Certified Correct:

  
GARRIEL M. SAUGON  
Chief Accountant  
Date:

Recommending Approval:

  
SAMAD E. DIBANSA  
Officer-in-Charge, FMS  
Date: 17-12-23

Approved By:

  
SUHARTO T. MANGUDADATU, Ph.D.  
The Secretary/Director General, TESDA  
Date: 17-12-23



COMMISSION ON AUDIT  
RECEIVED BY: Gray  
DATE: 1-25-24  
TIME: 8:29